

# Mirror<sup>®</sup>

medical imaging software



PhotoFile



PhotoTools



Rejuvenation



Mirror Suite

IMAGING EXCELLENCE FROM  
 **CANFIELD**



# Mirror PhotoFile

advanced medical image management software

Mirror PhotoFile is the backbone for medical image capture systems, including seamless integration with Canfield's VISIA®, Reveal®, VECTRA® 3D, IntelliStudio®, and VEOS®.



VECTRA-XT  
3D imaging for body,  
breast, and face



VISIA  
facial imaging with  
complexion analysis



IntelliStudio  
mobile studio system



VECTRA-H1  
hand-held 3D camera

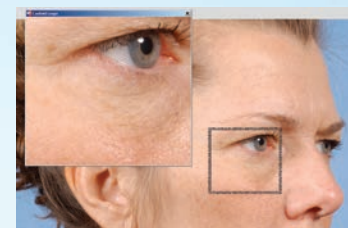


VEOS-DS3  
dermatoscope



Reveal  
facial imager

PhotoFile's **Patient Chart**: View all of a patient's images, from any image capture system, all on one screen.



With Mirror's **Loupe Tool**, you can closely examine skin features to help target problem areas.



Track treatment progress and demonstrate surgical results with **side-by-side** view.

ATTRIBUTE	IMAGE DATA
Procedure	
VALUES	
Blepharoplasty - Upper	
Blepharoplasty - 15823	
Blepharoplasty - Lower	
Blepharoplasty - Upper	
Botox Injection	
Brachioplasty - 15836	

Assign customizable **attributes** to your patient images so you can search, view, or print images by procedure, diagnosis, or other criteria.

PhotoFile keeps your medical images instantly accessible, yet provides HIPAA security features. Hospitals depend on Mirror software for their medical image management needs.

With the industry-standard Mirror medical interface, patient chart structure, and preconfigured and customizable diagnosis and procedure libraries, Mirror PhotoFile is medical image management at its best.



**Export to PowerPoint®** automates creation of presentations. Select your images and click on the layout you want—PhotoFile generates the PowerPoint to your specs.

"We have a diverse, image intensive practice that includes VECTRA 3D and VISIA systems. With a common interface to our central patient database, Mirror is the foundation for all of our clinical imaging applications."

— William Burden, MD, FACS  
Destin Plastic Surgery, Destin, Florida

## PhotoTools

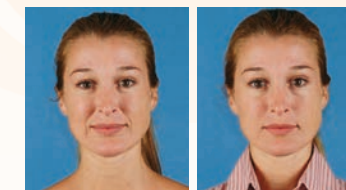
software to help you get the most from your images

**Mirror PhotoTools** is an invaluable tool set for enhancing communication and optimizing images.

- Streamline medical photography with tethered image capture and MatchPose®.
- Multiply the effectiveness of your patient images for use in surgical planning, and for polished, professional consultations, presentations and publication.

### Create an efficient workflow

**Mirror's tethered image capture option** allows you to capture high-quality digital images directly into your patient's chart, saving time and preventing errors.



**MatchPose®** image overlay makes it easy to capture perfect "before and afters" every time: Superimpose a translucent live preview over the baseline image on screen to ensure correct positioning.

**Import** any image from any source: digital camera, endoscope, scanner, video microscope.

**Integrated tools** help you get the most from your images for enhanced communication and polished, professional presentations and publication.



**Color and orientation matching** to remove color shifts and adjust image size and rotation for consistent appearance

**Split-face comparison** to demonstrate asymmetry

**Labels & whiteboarding** for easy annotation

**Automatically measure** calibrated distances, angles, areas and proportions for surgical planning and analysis.



## Mirror Suite

comprehensive patient imaging software

**Mirror Suite** combines PhotoFile, PhotoTools, Rejuvenation, and 2D simulation tools in one fully integrated solution for medical image management, visual communication and aesthetic simulation. Discover for yourself why so many leading aesthetic practices around the world rely on Mirror Suite for all their patient imaging.



facelift



rhinoplasty and chin augmentation



necklift



liposuction

## Rejuvenation

software for simulating skin rejuvenation procedures



Easily simulate the benefits of procedures such as neurotoxins, dermal fillers, laser procedures, microdermabrasion, and more.

"It's one thing to explain to someone what you have in mind, it's quite another to actually sit down and show it to them. Mirror allows me to express myself—to communicate better."

— Richard Cummings, MD  
Board Certified Plastic Surgeon  
Cummings Plastic Surgery  
Kinston, North Carolina

## GOLD STANDARD TECHNICAL SUPPORT

**A Canfield Care® Service Agreement** ensures that you'll receive each new upgrade automatically and enjoy unlimited, toll-free, priority access to Canfield's knowledgeable technical support experts.











**ViewMyConsult®** web portal helps you stay connected to your patients as they consider the possibilities of aesthetic procedures.

By accessing a secure, password-protected web portal, patients can view their pictures, treatment recommendations, and treatment progress in the privacy of their own home.

Provide complementary education before, during, and after the consultation with licensed or proprietary content integration. A feature-rich dashboard displays clear analytics on patient visits, page views, recommendations, and more. ViewMyConsult is included with a current Mirror Canfield Care® Service Agreement.



**Mirror consultation app for iPad®** allows access to your networked database of patient images and data from anywhere in the practice, combining full featured aesthetic consultations with the convenience of a tablet.

		SOFTWARE BUNDLES			
					
Included in bundle:		Mirror PhotoFile	PhotoTools bundle	Rejuvenation bundle	Mirror Suite bundle
PhotoFile features	patient charts	●	●	●	●
	unlimited, user-definable image data fields	●	●	●	●
	database search	●	●	●	●
	image import from digital cameras	●	●	●	●
	loupe tool	●	●	●	●
	side-by-side image viewing	●	●	●	●
	export to PowerPoint®	●	●	●	●
	patient privacy	●	●	●	●
PhotoTools features	tethered image capture with MatchPose®	—	●	—	●
	image overlay (compare)	—	●	●	●
	color correction	—	●	—	●
	orientation matching	—	●	—	●
	resize/crop and layouts	—	●	—	●
	label/annotation layer and whiteboarding	—	●	—	●
	consultation tools (Enhance, asymmetry, mirror)	—	●	—	●
	presentations tool	—	●	—	●
	RBX® Red/Brown subsurface analysis	—	●	—	●
	measurement tools	—	●	—	●
Simulation	Aesthetic Simulation: A core set of tools for simulating most aesthetic procedures. Ideal for rhinoplasty, face lift, otoplasty, chin augmentation, abdominoplasty and liposuction.	—	—	—	●
	Rejuvenation module	—	—	●	●
	Hair, Breast, Bleph & Brow modules	—	—	—	●
support	network licenses <sup>1</sup>	1	1	1	3
	1-year Canfield Care Service Agreement	—	●	●	●
	initial live, web-based training <sup>2</sup>	1 hour	2 hours	2 hours	1/2 day

<sup>1</sup> Mirror Suite license allows software to be used on any three network workstations concurrently. Other products may be used on one workstation at a time. Additional network licenses are available for all products.

<sup>2</sup> On-site training is available for all products on a per diem basis. Four weeks advance scheduling is required.

# esthetec

[www.esthetec.com](http://www.esthetec.com) / [info@esthetec.fr](mailto:info@esthetec.fr) / téléphone +33 (0)9 63 62 60 57

SOLUTION PHOTOGRAPHIQUE POUR LE MEDICAL L'ESTHETIQUE ET LA RECHERCHE

Mirror, RBX, PhotoFile, MatchPose, VISIA, Reveal, VECTRA, VEOS, IntelliStudio et Canfield Care sont des marques déposées Canfield Scientific. Inc. iPad est une marque déposée de Apple Inc., enregistrée aux U.S.A et d'autres pays.

PowerPoint est une marque déposée de Microsoft Corporation, enregistrée aux U.S.A et d'autres pays.

1711-17